


# CERTIFICATE OF ANALYSIS No.: 2023-12953

## CLIENT

KANNABIO HEMP HELLAS, SKOUFA 110  
38334 VOLOS, Greece



## SAMPLE \*

















CARDIOAID

Sample condition: SUITABLE  
Sample ID: 2338032  
Sample type: Viscous liquid  
Batch No.: \* K28G

Work order: 2023-107712  
Analysis ID: 2023\_315  
Method ID: PHL\_RPC\_16C  
Method SOP: MET-LAB-001-08

Sample received: 19/09/2023  
Start of analysis: 22/09/2023  
End of analysis: 26/09/2023  
Analyst: Domen Lavriha

\* Information provided by the client.

CANNABINOID PROFILE	Concentration [% w/w]	Expanded uncertainty [% w/w]	Graphic presentation of relative cannabinoid concentration
<b>CBDV</b> - Cannabidivarin	0.0400	0.0092	
<b>CBDA</b> - Cannabidiolic acid	< LOQ	n/a	
<b>CBGA</b> - Cannabigerolic acid	< LOQ	n/a	
<b>CBG</b> - Cannabigerol	2.61	0.18	
<b>CBD</b> - Cannabidiol	9.45	0.47	
<b>THCV</b> - Tetrahydrocannavarin	< LOQ	n/a	
<b>CBN</b> - Cannabinol	< LOQ	n/a	
<b>Δ<sup>9</sup>-THC</b> - Δ-9-Tetrahydrocannabinol	< LOQ	n/a	
<b>Δ<sup>8</sup>-THC</b> - Δ-8-Tetrahydrocannabinol	< LOQ	n/a	
<b>CBL</b> - Cannabicyclol	< LOQ	n/a	
<b>CBC</b> - Cannabichromene	< LOQ	n/a	
<b>Δ<sup>9</sup>-THCA</b> - Δ-9-Tetrahydrocannabinolic acid	< LOQ	n/a	
<b>CBV</b> - Cannabivarin	< LOQ	n/a	
<b>CBCA</b> - Cannabichromenic acid	< LOQ	n/a	
<b>CBT</b> - Cannabicitran	< LOQ	n/a	
<b>CBE</b> - Cannabielsoin	< LOQ #	n/a	

Units and abbreviations: % w/w = weight percent, < LOQ = below the limit of quantitation (0.03 % w/w), ND = not detected, n/a = not available.

The results given herein apply only to the sample as received and tested. **Expanded Uncertainty** was calculated using coverage factor  $k = 2$ , corresponding to a double standard uncertainty and characterizes the interval value in which it is possible to expect the real value with a probability of 95%. This is stated according to the ISO/IEC Guide 98-3.

Total or partial reproduction of this document is not allowed without the permit from PharmaHemp d.o.o. The document does not substitute any other legal document.

Date issued:

26/09/2023

Approved by:



mag. Janja Ahej  
Analytical Laboratory Manager

Authorized by:



dr. Boštjan Jančar  
Chief Technology Officer

End of Certificate